






## CERTIFICATE OF ANALYSIS

No. C-AR0991-1-1

Sample Information		
Description: CBD Oil	Sample condition: Good	Test performed date: 30/12/2019
PV ID: AR0991-1	Received date: 23/12/2019	Test method: PVSOP-44
Batch no: 07-19	Test location: On Site	
Customer Information		
Name: Cannadonia Ltd	Address: Unit 1/2 Borthwick View, Pentland Ind. Est. Loanhead. EN209QH	
Method Information		

Results apply to sample as received

### CANNABINOID PROFILE

Analyte	Result (%w/w)	Result (mg/g)	LOD (%w/w)	
<b>CBDV</b>	0.436	4.36	0.001	
<b>CBDVA</b>	0.007	0.07	0.001	
<b>CBG</b>	0.094	0.94	0.002	
<b>CBD</b>	2.508	25.08	0.002	
<b>THCV</b>	0.120	1.20	0.002	
<b>CBDA</b>	0.042	0.42	0.001	
<b>CBGA</b>	ND	ND	0.001	
<b>CBN</b>	<0.003	<0.03	0.001	
<b>Δ9-THC</b>	<0.013	<0.13	0.004	
<b>Δ8-THC</b>	ND	ND	0.004	
<b>THCVA</b>	ND	ND	0.001	
<b>CBC</b>	ND	ND	0.002	
<b>THCA</b>	ND	ND	0.003	
<b>CBCA</b>	ND	ND	0.007	

CBC = Cannabichromene

CBDV= Cannabidivarin

CBGA = Cannabigerolic acid

Δ9-THC = Δ9-tetrahydrocannabinol

THCVA = Tetrahydrocannabivarinic acid

CBD = Cannabidiol

CBDVA = Cannabidivarinic acid

CBN = Cannabinol

Δ9-THCA = Δ9-tetrahydrocannabinolic acid

Δ8-THC = Δ8-tetrahydrocannabinol

CBDA = Cannabidiolic acid


CBG = Cannabigerol

CBCA = Cannabachromenic acid

THCV = Tetrahydrocannabivarin

#### Additional Information:

ND= Not Detected



Use the QR code to check your results and find out more information on how to read them.



The test results relate only to the samples tested. By placing the order for services with PhytoVista Laboratories, terms and conditions are deemed to be accepted by the submitter. Report shall not be reproduced, except in full, without the approval of the testing laboratory.